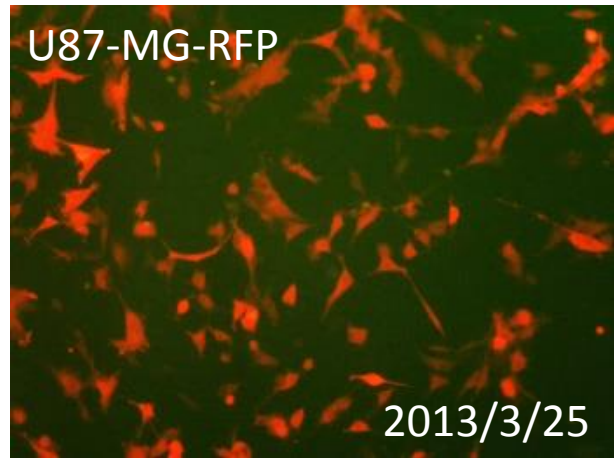
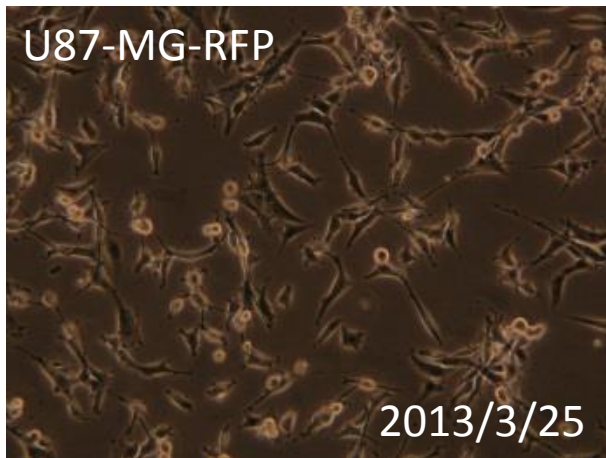


091-023 U87-MG-RFP

要旨

U87-MG-RFP細胞は、ヒト脳腫瘍由来U87-MG細胞に対して、赤色蛍光タンパク質 (DsRed2) 遺伝子を含むレトロウイルスベクターpLNCX2による遺伝子組換えを行って作製した細胞である。顕微鏡観察から、蛍光を発する細胞の割合は、93%であった。Short tandem repeats (STR)-PCR法による解析では、ATCCのU87-MGと同一と認証された。

Microscopic images



STR-profile

KBN0110

Summary (Cell No. : KBN0110_07)

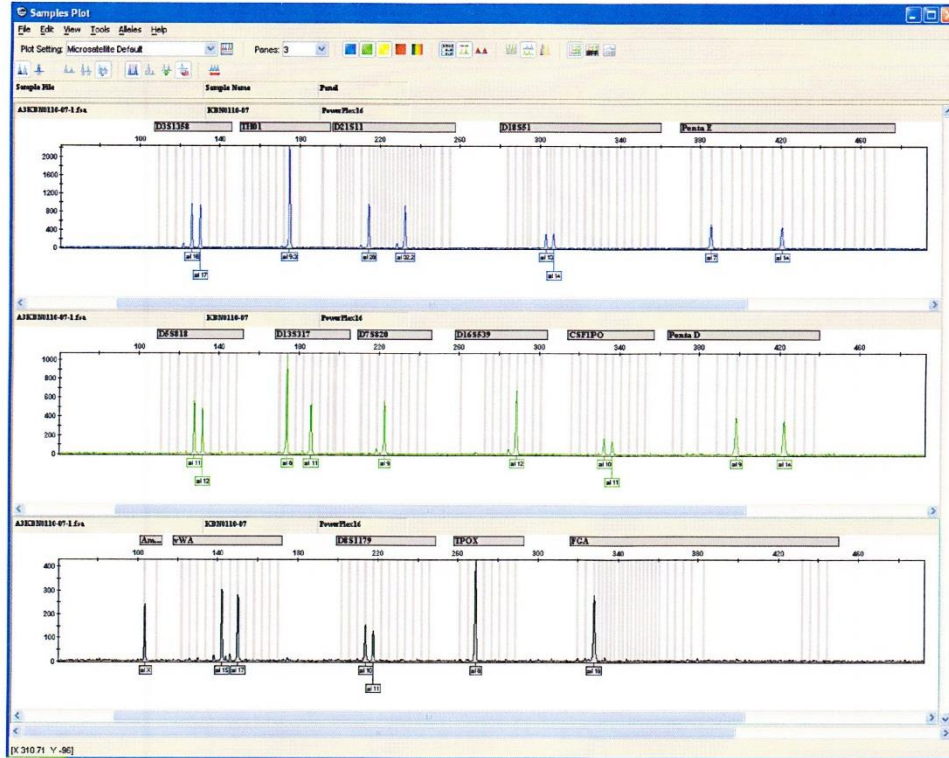
It was confirmed that the cell (Cell No. : KBN0110_07, Cell Name: cell-011) was the same as the cell registered in ATCC (HTB-14 U87-MG), by the comparison with the database of JCRB Cell Bank.

Furthermore, it was confirmed that this cell was the same as that also of KBN0110_10 (Cell Name: cell-014).

STR-profile

KBN0110

Peak report (Cell No. : KBN0110_07)



STR Profile (Cell No. : KBN0110_07)

D3S1358	TH01	D21S11	D18S51	Penta E	D5S818	D13S317	D7S820
16,17	9.3	28,32.2	13,14	7,14	11,12	8,11	9
D16S539	CSF1PO	Penta D	AM	VWA	D8S1179	TPOX	FGA
12	10,11	9,14	X	15,17	10,11	8	18

Comparison with database (Cell No. : KBN0110_07)

Cell No.	Cell Name	Lot No.	EV	D5S818	D13S317	D7S820	D16S539	VWA	TH01	AM	TPOX	CSF1PO
KBN0110-07	cell-011	03212013	1.000	11,12	8,11	9	12	15,17	9.3	X	8	10,11
KBN0110-10	cell-014	03212013	0.963	11,12	8,11	8,9	12	15,17	9.3	X	8	10,11
HTB-14	U-87MG	atcc.web	0.963	11,12	8,11	8,9	12	15,17	9.3	X	8	10,11
JCRB1373	BT-549-Luc	08172010	0.696	11	11	9	8	15	9.3	X	8	10,12
JCRB0801	Caki-1	03252008	0.690	11,12	11,12	8,12	12	15,17	6,8	X	8,11	10,11
JCRB0810	ME-180	090498	0.690	12	11,13	9,10	12,13	15,16,17	8,9,3	X	8,10	11
JCRB1400	Caki-1-Luc	03172011	0.690	11,12	11,12	8,12	12	15,17	6,8	X	8,11	10,11
CGL-243	K-562	atcc0000	0.667	11,12	8	9,11	11,12	16	9.3	X	8,9	9,10
HTB-122	BT-549	atcc.web	0.667	11	11	9,10	8	15	9.3	X	8	10,12
IFC0344	SK-MG-1	06092004	0.667	11,12	11	9	12,13	17	9.3,9	X	8,11	12,15
JCRB0019	K-562	020190	0.667	11,12	8	9,11	11,12	16	9.3	X	8,9	9,10
JCRB0122	KC51	062497	0.667	11,12	8	9,11	11,12	16	9.3	X	8,9	9,10
KBN0110-07	cell-011	03212013	1.000	11,12	8,11	9	12	15,17	9.3	X	8	10,11